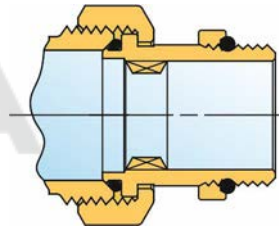
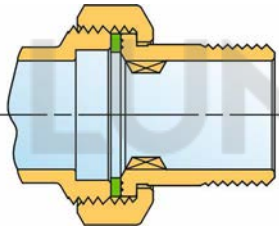
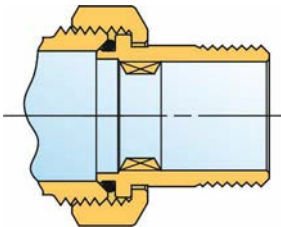


2121 / 2121CP / 2121R

FULL BORE BALL VALVES PN30 FOR MANIFOLD THREAD ISO 228



2121

2121CP

2121R

DESCRIPTION

Suitable for domestic and commercial plumbing, industrial and agricultural applications, heating and sanitary systems, pneumatic systems, oils, generally with every non aggressive fluid.

PRODUCTION RANGE

Art.	Code	Connection unions	Type
2121	212 0003	1/2"	Red T handle
	212 0001	3/4"	
	212 0002	1"	
	212 0004	1"1/4	
	212 0060	1/2"	Blue T handle
	212 0063	3/4"	
	212 0064	1"	
	212 0065	1"1/4	

Art.	Code	Connection unions	Type
2121CP	212 0025	½"	Red T handle
	212 0021	¾"	
	212 0015	1"	
	212 0024	1"1/4	
	212 0122	1"1/2	
	212 0062	½"	Blue T handle
	212 0125	¾"	
	212 0177	1"	
	212 0140	1"1/4	

Art.	Code	Connection unions	Type
2121R	212 0155	½"	Red T handle
	212 0017	¾"	
	212 0013	1"	
	212 0027	1"1/4	
	212 0156	½"	Blue T handle
	212 0020	¾"	
	212 0014	1"	
	212 0028	1"1/4	

MANUFACTURING SPECIFICATIONS

- Body and Sleeve: Brass CW617N nickel finish
- Ball: Brass CW617N chrome plated
- Stem: Brass CW617N
- Tail and nut: Brass CW617N nickel finish
- Side washers: PTFE
- O-rings: Nitrile rubber NBR
- Flat gasket: Fiber
- Butterfly: Red/blue painted aluminum
- Nut: Galvanized steel
- Threads: ISO 228

TECHNICAL SPECIFICATIONS

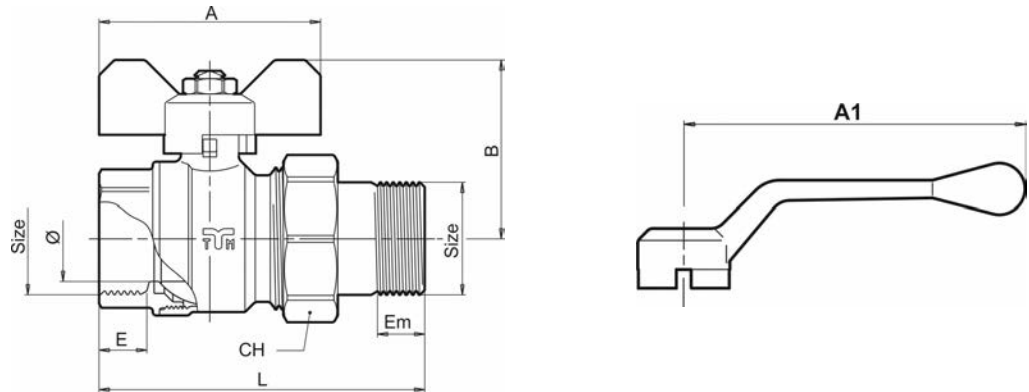
- Maximum working temperature: + 120 °C
- Min working temperature: - 20 °C (provided that the fluid remains in liquid phase)
- Maximum working pressure: See dimensional table (PN)
- Compatible fluids: Water, water and glycol solutions (maximum glycol 30%), non-corrosive fluids *

* to check compatibility with fluids or other substances not listed, contact Tiemme technical office.

DIMENSIONAL SPECIFICATIONS

2121-2121CP

Dimensions en mm

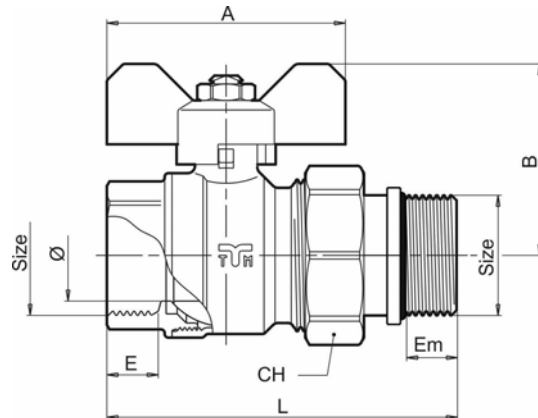


Art.	2120003	2120001	2120002	2120004	
2121	2120060	2120063	2120064	2120065	
Art.	2120025	2120021	2120015	2120024	2120122
2121CP	2120062	2120125	2120177	2120140	
Size	1/2"	3/4"	1"	1 1/4"	1 1/2"
Ø (DN)	15	20	25	32	40
A	50	50	65	65	-
A1	-	-	-	-	140
B	40	43,5	52,5	57,5	79
CH	30	37	46	52	66
E	13,5	14,5	14	15	15
Em	10	12	14	15	16
L	72,5	83	95,5	111,5	123
PN	30	30	30	25	25
PN *	20	20	20	20	20

* pneumatic systems

2221R

Dimensions en mm



Art.	2120155	2120017	2120013	2120027
2121R	2120156	2120020	2120014	2120028
Size	1/2"	3/4"	1"	1 1/4"
Ø (DN)	15	20	25	32
A	50	50	65	65
B	40	43,5	52,5	57,5
CH	30	37	46	52
E	13,5	14,5	14	15
Em	10	12	14	15
L	72,5	83	95,5	111,5
PN	30	30	30	25
PN *	20	20	20	20

* pneumatic systems

HYDRAULIC SPECIFICATIONS

Diagram 1: Flow/pressure drop.

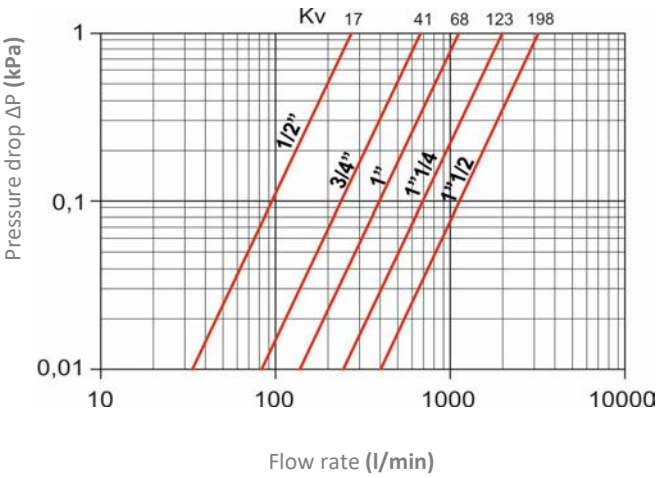
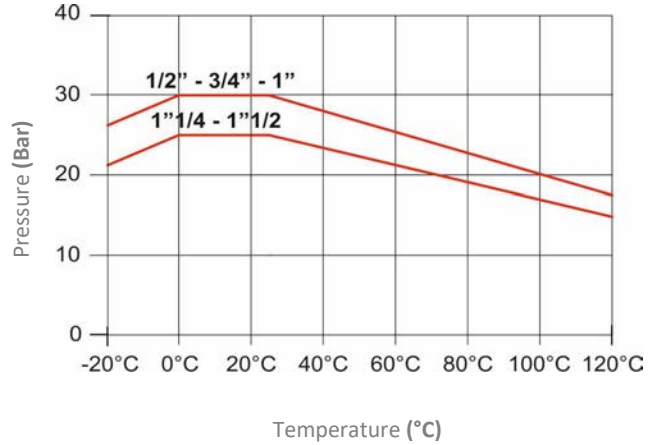


Diagram 2: Pressure/temperature.



INSTALLATION

- The valves can be installed in any position (orizental, vertical, ...) provided that shall be placed in visible and accessible position and the open/close operations shall be easily and completely done.
 - Otherwise stated to close the valve the handle shall be turned clockwise, counterclockwise to open it.
 - Otherwise stated by specific marks on the valve body (arrows,...) there is no valve flow direction.
 - The system shall be designed and realised in order to avoid any stress that could damage the valve and could compromise the sealing and the correct working of the valve.
 - All installation operations shall be done using properly tooling. The tightenings shall be such as to guarantee the sealing but without make any damage to the valve or fittings.
 - Once the installation have been completed is necessary to verify the sealings according to technical specifications and/or what required by the country of installation.
 - The valve should not be kept in intermediate position for a long period of time in order to avoid any damages of the valve sealings.
 - If the valve have not been used for a long period of time it may be difficult to operate therefore it will be necessary to use a "long lever".
 - To kept the valve and sealings in good conditions it is suggested to place a filter upstream in order to stop impurity.
- For any further information please contact the authorized dealers or directly TIEMME RACCORDERIE S.p.A.

TIEMME RACCORDERIE S.p.A. declines all responsibility in case of failures and/or accidents resulting from the non-compliance with these indications and from improper use of the system. The information given does not exempt the user from following the regulations and good technical regulations in force.

CERTIFICATIONS



2121_EN_W_Rev.G_07/2023 - TIEMME RACCORDERIE S.p.A reserves the right to make changes at any time without notice. No form of reproduction is permitted, unless authorised.